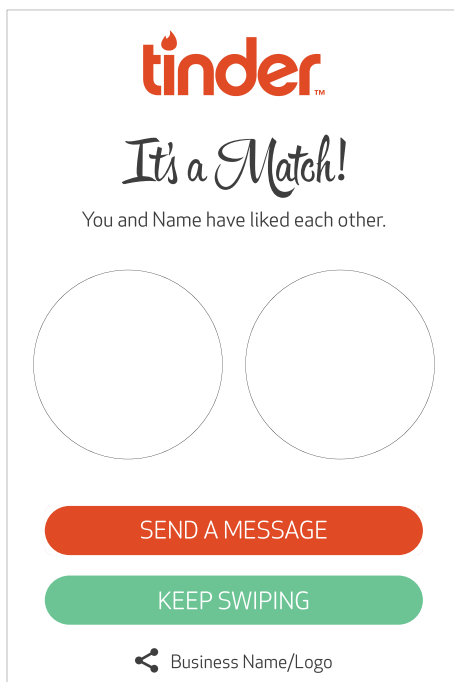
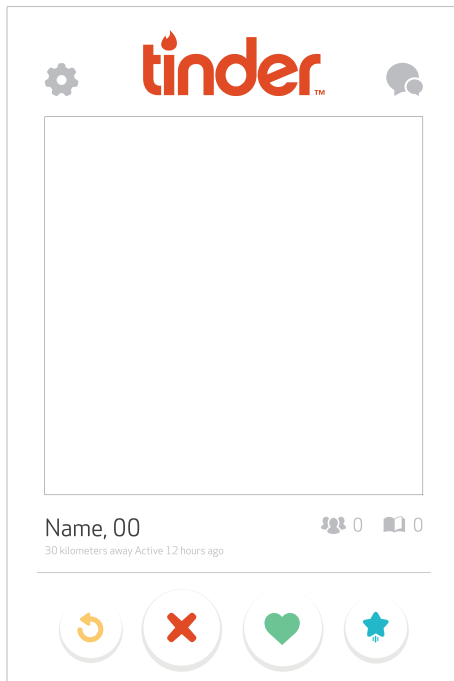


TINDER SELFIE CUT-OUT



Artwork Specifications

How To Supply Print Ready Artwork

- Finished document 602mm w x 902mm h (small) or 852mm w x 1202mm h (large)
- Visual area 600mm w x 900mm h (small) or 850mm w x 1200mm h (large) excluding the cut out
- All text converted to outlines
- All images and elements embedded into the file
- Black elements saved with the colour break down of 100% of CMYK (Registration)
- Vector artwork saved as PDF, EPS or Ai file types
- Vector artwork saved at 100%, 50% or 10% scales
- BITMAP artwork saved as JPEG or TIFF
- BITMAP artwork saved at 100% size
- BITMAP artwork saved at 130 DPI
- Supplied files should not include colour bars, trim, crop and registration marks

Common Mistakes

When customers supply us their print ready artwork there are two mistakes commonly made

- Text has not been outlined
- File includes trim, crop and registration marks

What If Print Ready Artwork Is Not Supplied

If your artwork is not supplied to the above specifications or you are unable to supply your artwork to the specifications above we can amend your artwork to meet our specifications for a small artwork fee. If you would like to discuss this please contact our friendly sales team on 1300 972 077 or sales@easysigns.com.au.

How To Send Your Artwork

At Easy Signs we have three preferred methods of sending us your artwork files.

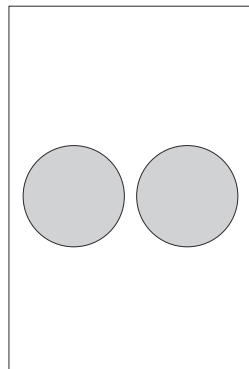
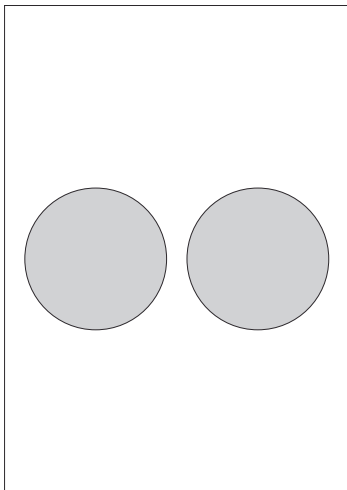


- Files no larger than 15MB can be emailed to sales@easysigns.com.au
- Files sent via www.sendspace.com. This is free and no log in required file uploading website
- Files can also be shared with our Google Drive. If you have an account set up with Google Drive you can simply share your artwork file with artwork@easysigns.com.au

WHAT IS VECTOR AND BITMAP ARTWORK?

Vector Graphics is the use of geometrical primitives such as points, lines, curves, shapes or polygons, which are all based on mathematical expressions, to represent images in computer graphics. A vector graphic is scalable to any size without any pixelation. Commonly these files are produced in programs such as Adobe Illustrator or Corel Draw.

BITMAP Graphics are created by a series of pixels. When increased in size from it's original resolution a BITMAP image will begin to pixelated or blur. For example a file saved at 130 DPI and 1000mm wide by 1000mm high will only produce a high quality print for a sign that will suite the size of 1000mm wide by 1000mm h. Examples of BITMAP graphics are JPEG, TIFF, PNG, and GIF.

TINDER SELFIE CUT-OUT



Artwork Specifications

Finished Document Size - 602mm w x 902mm h (small) & 852mm w x 1202mm h

The finished document size is the exact size we require your artwork to be supplied at. It is critical your artwork is supplied at this size as it allows us to manufacture your signage correctly. The finished document size is the visual size plus 1mm bleed on each edge.

Visual Area - 600mm w x 900mm h (small) & 850mm w x 1200mm h (large)

The visual area is the visible area of your signage once we have manufactured your signage. Although this will be the finished size of your signage we recommend keeping all important information away from being too close to the edges of the signage. Also avoid placing any artwork within the cut out section as this area is completely removed from your signage.

How To Supply Print Ready Artwork

- Finished document 602mm w x 902mm h (small) or 852mm w x 1202mm h (large)
- Visual area 600mm w x 900mm h (small) or 850mm w x 1200mm h (large) excluding the cut out
- All text converted to outlines
- All images and elements embedded into the file
- Black elements saved with the colour break down of 100% of CMYK (Registration)
- Vector artwork saved as PDF, EPS or Ai file types
- Vector artwork saved at 100%, 50% or 10% scales
- BITMAP artwork saved as JPEG or TIFF
- BITMAP artwork saved at 100% size
- BITMAP artwork saved at 130 DPI
- Supplied files should not include colour bars, trim, crop and registration marks

Please Note: To create your own artwork please download our Tinder Selfie Cut-Out templates located on the Tinder Selfie Cut-Out page.

CONTACTING US

If you have any questions or would like additional information regarding our products please contact our friendly sales team on

- 1300 972 077
 - sales@easysigns.com.au
-